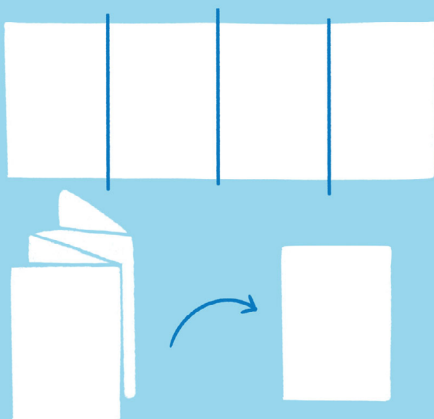



MAKING YOUR OWN PAPERCHAIN OF GIRLS



1. Let's begin with half an A4 sheet:
Fold your paper over and under



2. On the top side, draw the outline of a girl making sure the hands touch each side of the folds



3. Next, it's time to cut around your outline




4. Finally, customise your paperchain to represent girls around the world




5. Share your creation with us on social media and hang it in your window for all to see!

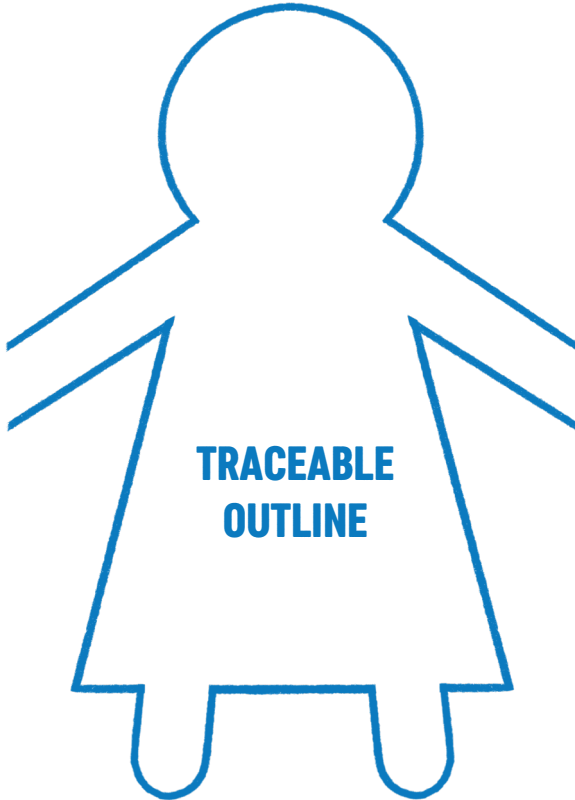


Don't forget to tag us when you share on social media
#ListenToGirls





MAKING YOUR OWN PAPERCHAIN OF GIRLS



MORE THAN MAKING: THINGS TO THINK ABOUT WHILE YOU CRAFT...



For refugee communities – the coronavirus pandemic has meant a crisis on top of a crisis.



Girls are among the worst affected in any crisis - their voices often the least heard, and their rights and needs left unmet.




That's why Plan International UK partnered with over 150 young people living in refugee camps and conflict affected areas to create **Our Vision: A Call To Action by Girls in Crisis** a courageous 8-point action plan for change.



We need world leaders to hear their call and **#ListenToGirls**

So, this World Refugee Day, join hands in solidarity with girls in crisis across the globe by creating your own paperchain of girls to show them their struggle is not forgotten.

The more of us that share our 'paperchain of girls,' the louder the voices of girls in crisis will be, and the more likely world leaders are to hear our call. Happy crafting!





**SHORT ON TIME? PRINT THIS VERSION
AND CUSTOMISE IT YOURSELF**

